

Group 35 Drainage System

GENERAL: This group contains information on the holding tanks and drainage system. It also covers any waste destruction equipment applied to the coach.

SPECIFICS: As applicable

...Drain Hoses

...Drain Hose Storage

...Holding Tanks

...Sink and Shower Strainers

...Valves

...Ventilation Pipes and Fittings

...Waste Destruction Pump, Injector, Sensor, and Probes



FMC Corporation
Motor Coach Division
333 Brokaw Road Box 664 Santa Clara California 95052

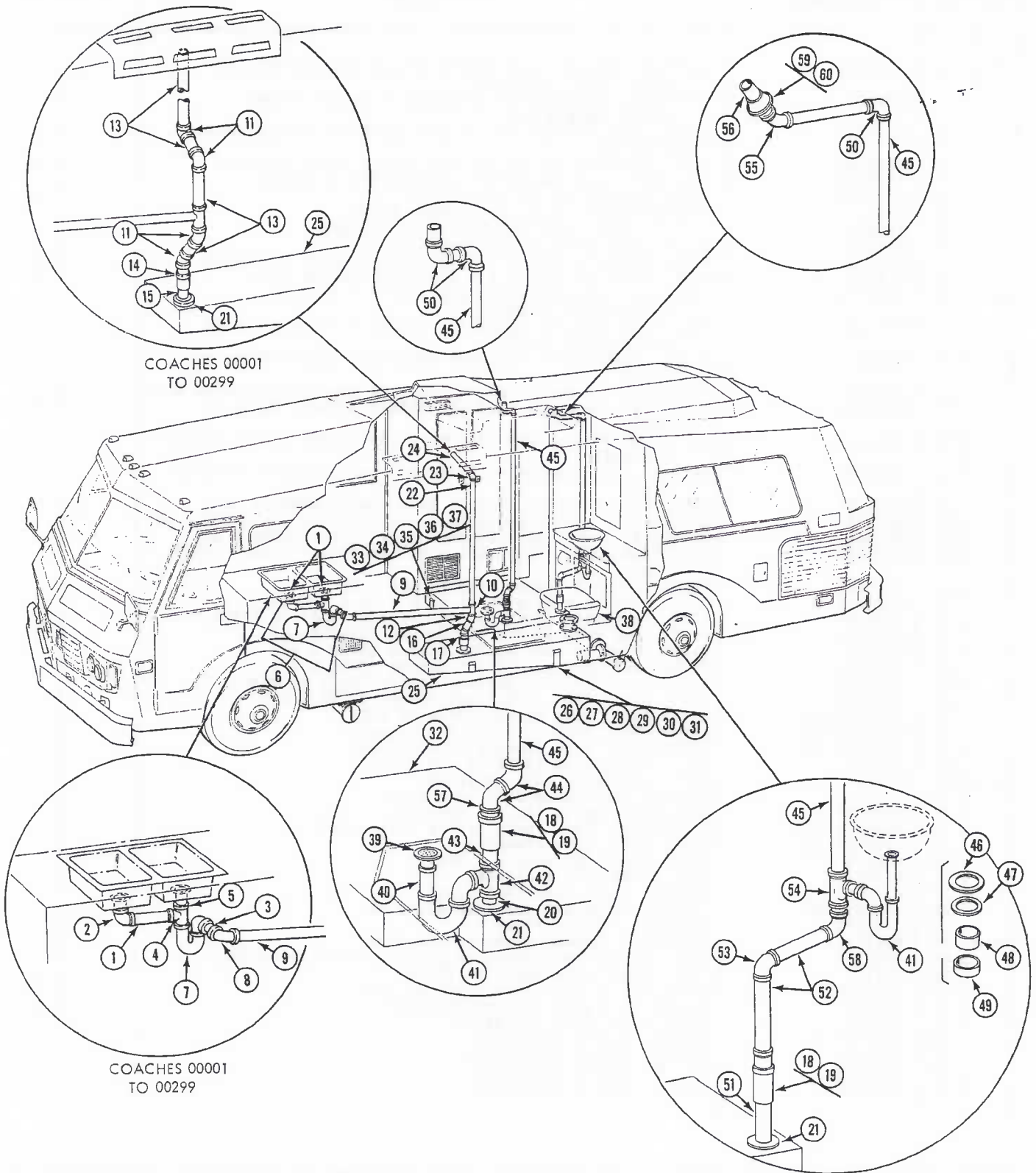
REPAIR PARTS LIST

GROUP 35
MODEL 2900R

FIG NO.	ITEM NO.	PART NUMBER	ITEM DESCRIPTION	QTY PER UNIT	
35-1	1	5100173	ADAPTER, Kitchen sink female (1 1/2 ID) (RG 3211-9) (coach 00001 to 00299)	2	
	1	M24344	STRAINER, Kitchen sink w/adaptor & rubber washer (coach 00300 & up)	2	
	2	5100174	ELBOW, Sink adapter (1 1/2 ID) (RG-2451) (coach 00001 to 00299)	1	
	3	5100184	PIPE, Elbow to tee (1 1/2 ID) (coach 00001 to 00299)	1 ft	
	4	5100180	TEE, Sink trap (RG-5151) (coach 00001 to 00299)	1	
	5	5100184	PIPE, Adapter to tee (1 1/2 ID)	1 ft	
	6	M24302	TRAP ASSEMBLY, Sink (coach 0300 & up)	1	
	7	5100171	TRAP, Sink (SS-R2003) (RG-3211E)	1	
	8	M24165	ELBOW, Sink trap (1 1/2 (RG-2276)	1	
	9	5100184	PIPE, Elbow to tee (1.1/2 ID) (coach 00001 to 00299)	4 ft	
	9	M24167	PIPE, Elbow to tee (1 1/4 ID) (coach 00300 & up)	4 ft	
	35-1	10	5100179	TEE, Tank reducing (RG-5126) (2 x 2 x 1 1/2) (coach 00001 to 00299)	1
		10	M24166	TEE, Tank reducing (RG-2137) (1 1/2 x 1 1/2 x 1 1/4) (coach 00300 & up)	1
		11	5100178	ELBOW, Tank tee & vent pipe (RG-2552) (coach 00001 to 00299)	4
		12	M24364	ELBOW, Tee to vent pipe (1 1/2 x 45 deg) (coach 00300 & up)	1
		13	5100183	PIPE, Tank to elbow vent (RG-2ABS-1) (coach 00001 to 00299)	4 ft
		14	5100177	EXPANSION JOINT, Tank vent pipe (RG-3812B) (coach 00001 to 00299)	1
		15	5100264	NIPPLE, Expansion joint (2 ID x 2 long) (coach 00001 to 00299)	1
		16	5100184	PIPE, Sink & vanity vent (1 1/2) (coach 00300 & up)	8 ft
17		M24363	ELBOW, Sink vent pipe to tank (RG-2401) (coach 00300 & up)	1	
18		M24301	COUPLING, Sink/vanity/&shower pipe (coach 00300 & up)	3	
19	5100170	EXPANSION JOINT, Tank vent pipe (RG-3811A) (coach 00300 & up)	3		
35-1	20	5100622	NIPPLE, Sink & shower pipe (1 1/2 x 2)	2	
	21	5100020-71	SEAL, Tank to vent pipe (2 ID x 6 OD x 3/4 thk)	3	
	22	5100187	PIPE, Tank vent (2 ID, White) (coach 00001 to 00299)	3 ft	
	22	5100186	PIPE, Tank vent (1 1/2 ID) (coach 00300 & up)	3 ft	
	23	M24299	ELBOW, Pipe to roof outlet (coach 00300 & up)	1	
	24	5100186	PIPE, Tank vent (1 1/2 ID) (coach 00300 & up)	1 ft	
	25	5100045	TANK, Waste (#2, 37 gallon) (coach 00001 to 00383)	1	
	25	5101580	TANK, Waste (#2, 37 gallon) (coach 00384 & up)	1	
	26	5100794-101	STRAP ASSY, Tank (male w/5/16-18 bolt)	2	
	27	5100795-101	STRAP ASSY, Tank (female 13 1/2 long)	1	
35-1	28	5100795-102	STRAP ASSY, Tank (female 16 1/4 long)	1	
	29	M18028	BOLT, Tank strap (5/16-18 x 2 1/2)	4	
	30	M17053	NUT, Tank strap bolt (5/16-18)	4	
	31	M17004	WASHER, Tank strap bolt (3/8 flat)	4	
	32	5100044	TANK ASSY, Waste (#1, 29 gallon)	1	
	33	5100794-102	STRAP ASSY, Tank (male w/5/16 x 18 bolt)	2	
	34	5100795-103	STRAP ASSY, Tank (female)	2	
	35	M18028	BOLT, Strap (5/16-18 x 2 1/2)	4	
	36	M17053	NUT, Strap bolt (5/16-18)	4	
	37	M17004	WASHER, Strap bolt (3/8 flat)	4	
35-1	38	5100411-06	TOILET, White (TH-30) (see Group 34)	1	
	39	5100410	STRAINER, Shower floor	1	
	40	M24171	TAILPIECE, Shower strainer (RG-1256)	1	
	41	5100176	TRAP, Shower/vanity/w/slip joint (1 1/4) (RG-3220A)	2	
	42	M24170	TEE, Shower vent tube (RG-2132)	1	
	43	5100184	PIPE, Tee to expansion joint (1 1/2)	1 ft	
	44	M24169	ELBOW, Vent pipe (45 deg-RG-2400)	2	
	45	M24167	PIPE, Vent (RG-1 1/4 ABS-1)	22 ft	
	46	5101742-81	WASHER, Vanity sink pipe	1	
	47	5101480	GASKET, Vanity sink rubber	1	
48	5101478	COLLAR, Vanity sink pipe	1		
49	5101477	SLEEVE, Vanity sink pipe	1		

REPAIR PARTS LIST

GROUP 35 Drainage System
 MODEL 2900R



COACHES 00001
TO 00299

COACHES 00001
TO 00299

Figure 35-1. Drainage system

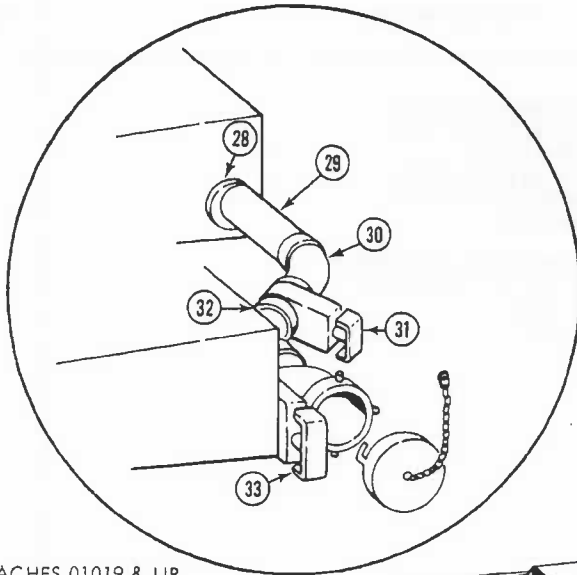
REPAIR PARTS LIST

GROUP 35
MODEL 2900R

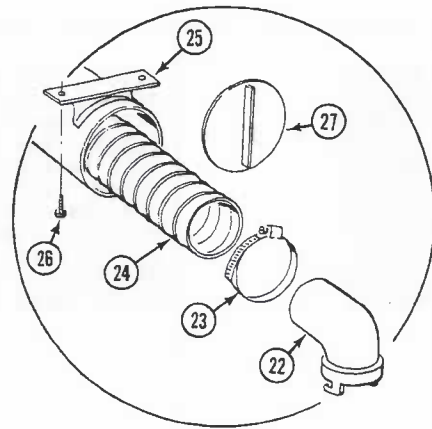
FIG NO.	ITEM NO.	PART NUMBER	ITEM DESCRIPTION	QTY PER UNIT
35-1	50	M24172	ELBOW, Vent pipe (90 deg, RG-2250)	3
	51	5100985	NIPPLE, Vent pipe (1 1/2 NPT x 4)	1
	52	5100184	PIPE, Vent (1 1/2-RG-ABS-1)	20 ft
	53	5100172	ELBOW, Vent pipe (90 deg-RG-2251)	1
	54	M24166	TEE, Vent pipe reducing (RG-2137)	1
	55	M24168	ELBOW, Vent pipe (RG-2500)	1
	56	M24175	CAP, Vent pipe	1
	57	M24163	REDUCER, Elbow to vent pipe (RG-2750)	1
	58	M24165	ELBOW, Pipe trap (1 1/2) (RG-2276)	1
	59	5100020-90	WASHER, Vanity vent pipe	1
35-1	60	M25034	RIVET, Vent pipe washer	4

REPAIR PARTS LIST

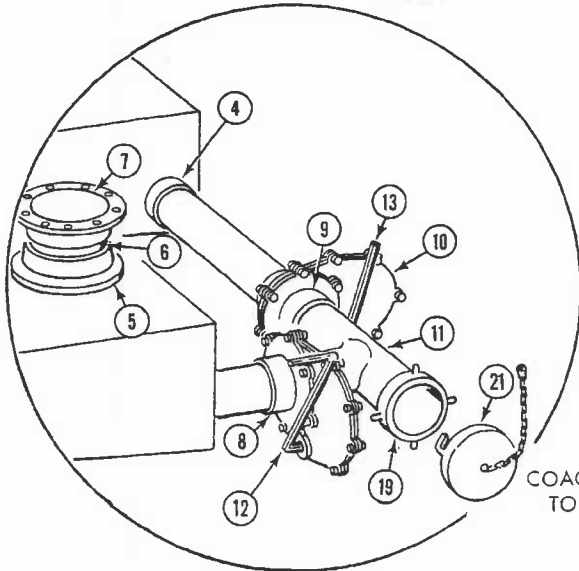
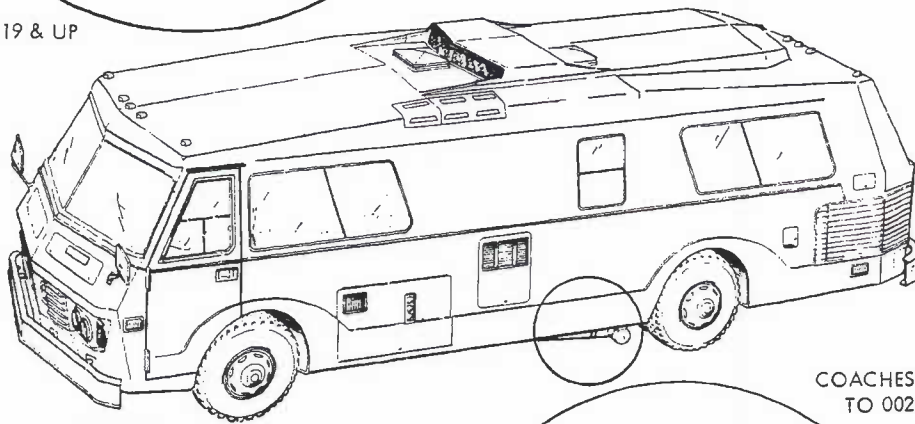
GROUP 35 Drainage System
 MODEL 2900R



COACHES 01019 & UP



COACHES 00001
 TO 00249



COACHES 00250
 TO 01018

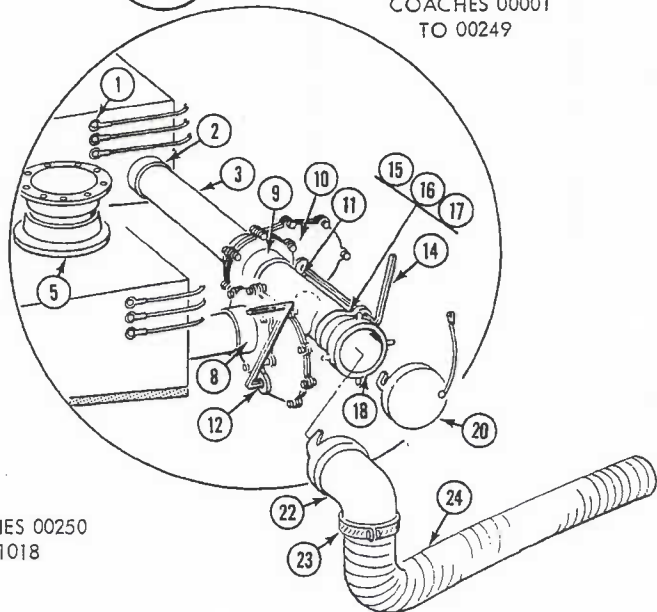


Figure 35-2. Waste tank valves and hose

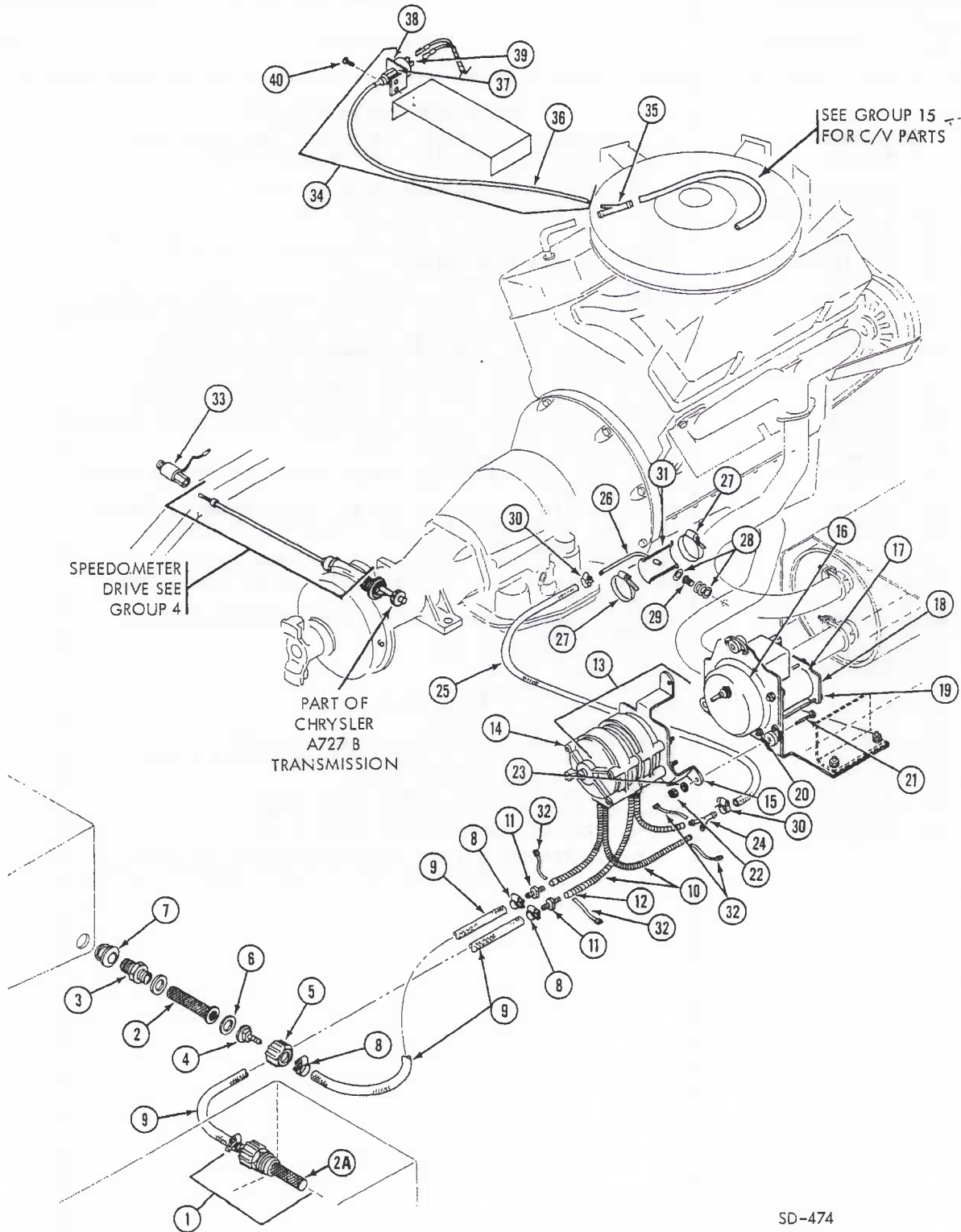
REPAIR PARTS LIST

GROUP 35
MODEL 2900R

FIG NO.	ITEM NO.	PART NUMBER	ITEM DESCRIPTION	QTY PER UNIT	
<u>WASTE TANK VALVES AND HOSE</u>					
35-2	1	5100480 M17129	NUT, Tank well (for level indicator) (see Group 39) WASHER, Tank well nut (for Thermasan Ground) (see Group 39)	12 12	
	2	5101580-02	CLAMP, Tank extension pipe (ACAM-823-16)	2	
	3	5100044-R001	PIPE, Tank extension (3 1/2 OD x 16)	1	
	4	5101580-03	PIPE, Tank extension (3 1/2 OD)	1	
	5	5100020-75	SEAL, Toilet connection (sponge rubber 3 1/4 x 6 x 3/4)	1	
	6	5100623 (M24410)	NIPPLE, Toilet Connection (3 x 4)	1	
	7	5100181	FLANGE, Toilet to tank (RG-3633)	1	
	8	5100166	FLANGE, Tank drain slip (RG-3916) (coach 00001 to 01018)	2	
	9	5100167	FLANGE, Drain pipe spigot (RG-3918) (coach 00001 to 01018)	2	
	35-2	10	5100168	VALVE, Tank gate (RG-3904) (coach 00001 to 01018)	2
		11	5100169	TEE, Holding tank (RG-5153) (Coach 00001 to 01018)	2
		12	5101760	HANDLE, Gate valve (#2 tank) (coach 00001 to 01018)	1
		13	5101761	HANDLE, Gate valve (#1 tank) (coach 00001 to 00249)	1
		14	5101874	HANDLE, Gate valve (#1 tank) (coach 00250 to 01018)	1
		15	5101759	BRACKET, Gate valve handle (#1 tank) (coach 00001 to 01018)	1
		16	M17068	WASHER, Gate valve handle (7/16 ID)	1
		17	M25007	PIN, Valve handle cotter	1
		18	5100394	RING, Tank tee bayonet (2 prong) (TH-01639) (coach 00001 to 00299)	1
35-2		19	5101864	RING, Tank tee bayonet (4 prong) (coach 00300 to 01018)	1
	20	5100396	CAP, Tank protector (2 prong, 3 1/4 ID) (TH-01664) (coach 00001 to 00199)	1	
	21	5101866	CAP, Tank protector (4 prong, 3 ID) (MMH-V20A-3B)	1	
	22	5100395	ADAPTER, Sewage hose (2 prong) (TH-01664) (coach 00001 to 00299)	1	
	22	5101865	ADAPTER, Sewage hose (4 prong) (MMN-V9-3H3B) (coach 00300 & up)	1	
	23	M24001	CLAMP, Sewage drain hose	1	
	24	5100407	HOSE, Sewage drain	1	
	25	5100409	CARRIER, Sewage hose	1	
	26	M14053	SCREW, Carrier to frame (#10 x 3/4)	4	
	27	5100408	CAP, Sewage hose carrier	1	
35-2	28	5108903	ECCENTRIC, Tank to pipe (coach 01019 & up)	1	
	29	5100184	PIPE, Elbow to valve (1 1/2 ID) (coach 01019 & up)	1 ft	
	30	M24695	ELBOW, Valve (coach 01019 & up)	2	
	31	5108902	VALVE, Tank (#1 tank) (coach 01019 & up)	1	
	32	M24696	BUSHING, Pipe to valve (Coach 01019 & up)	1	
	33	5108901	VALVE, Tank (#2 tank) (coach 01019 & up)	1	
NOTE: See Group 3 for roof ventilators and vent covers; Group 39 for wiring to domestic panel.					

REPAIR PARTS LIST

GROUP 35 Drainage System
 MODEL 2900 R



SD-474

Figure 35-3 Waste Destruct System

REPAIR PARTS LIST

GROUP 35
MODEL 2900R

FIG NO.	ITEM NO.	PART NUMBER	ITEM DESCRIPTION	QTY PER UNIT	
<u>THERMASAN PUMP & HOSE</u>					
35-3	1	5100283-R003	PROBE ASSY, Holding tank (THN 11093) (see note below)	2	
	2	5100283-R047	SCREEN, Probe (10 Mesh) (THN 90610)		
	2A	5100283-R048	SCREEN, Probe (30 Mesh) (THN 90611)		
	3	5100283-R044	FITTING, Tank probe (male thread) (THN 40060)	2	
	4	5100283-R043	FITTING, Tank probe (THN 40063)	2	
	5	5100283-R042	NUT, Tank probe (THN 40059)	2	
	6	5100283-R004	WASHER, Tank probe (THN 40065)	4	
	7	5100283-R005	GROMMET, Tank probe (THN 40062)	2	
	8	5100283-R011	CLAMP, Tank probe to hose (THN 50030)	4	
	9	5100283-R014	HOSE, Holding tank to pump (THN 40036) (25 feet)	1	
	10	5100283-R007	HOSE W/MENDER, Tank to pump (THN 11017)	2	
	11	5100283-R032	MENDER, Pump hose (THN 40006)	2	
	12	5100283-R033	SPRING, Pump hose (THN 30020)	2	
	13	5100283-R006	PUMP & Bracket ASSY (THN 11085)	1	
	14	5100283-R025	PUMP (THN 11011)	2	
	15	5100283-R035	BRACKET, Pump (THN 30003)	1	
	16	5100283-R008	MOTOR & COVER, Pump (THN 11089)	1	
	17	5100283-R037	MOTOR, Pump (THN 20000)	1	
	18	5100283-R036	COVER, Terminal (THN 30019)	1	
			5100283-R040	CONNECTOR, Motor wire (THN 40038)	2
			5100283-R041	CONNECTOR, Motor (THN 40037)	1
			5100283-R038	SCREW, Terminal cover (1/2 slot drive)	2
			5100283-R039	WASHER, Terminal cover screw (1/2 split)	2
		19	5100283-R027	BOLT, Motor to bracket (1-1/4 phillips head)	3
	35-3	20	5100283-R018	NUT, Motor to bracket bolt	3
			5100283-R019	WASHER, Motor to bracket bolt	3
		21	5100283-R026	BOLT, Pump to bracket (THN 50032)	4
		22	5100283-R027	NUT, Pump to bracket bolt (THN 50008)	4
		23	5100283-R028	WASHER, Pump to bracket bolt (THN 50006)	4
		23	5100283-R029	WASHER, Pump to bracket bolt (THN 50007)	4
		24	5100283-R030	"Y" FITTING, Pump hose	1
		25	5100283-R010	HOSE, "Y" fitting injector (red 6-1/2 feet) (THN 40014)	1
26		5100283-R009	INJECTOR, Exhaust pipe (THN 11037)	1	
27		5100283-R012	CLAMP, Injector to exhaust pipe (THN 50045)	2	
35-3	28	5100283-R046	GASKET & SCREEN KIT (THN 40023)	1	
	29	5100283-R046	GASKET & SCREEN KIT (THN 40023)	1	
	30	5100283-R011	CLAMP, Injector to pump hose (THN 50030)	2	
	31	5100283-R016	PLATE, Injector to exhaust pipe (THN 30015)	1	
	32	5100283-R031	STRAP, Pump hose (THN 40012)	4	
<u>THERMASAN SENSING DEVICE</u>					
	33	5100283-R002	SWITCH, Coach speed sensing (on transmission speedometer sending unit) (THN 11016)	1	
	34	5100283-R001	SWITCH, Engine vacuum-heat sensing (in engine crankcase ventilation system) (THN 11042)	1	
	35	5100283-R020	"Y" FITTING, Vacuum sensor hose (THN 79683-2)	1	
	36	5100283-R021	HOSE, Vacuum sensor fitting (THN 20069)	1	
	37	5100283-R022	CONNECTION, Vacuum sensor barb (THN 30021)	1	
	38	5100283-R023	BRACKET, Vacuum sensor (THN 30017)	1	
	39	5100293-R024	PLUG, Vacuum sensor (THN 20039)	1	
35-3	40	M14037	SCREW, Vacuum bracket (#10 x 3/8)	2	
<p>NOTE: Early coaches used a smaller probe; enlarge hole in tank to use THN 11093 1-1/4 inci dia probe.</p>					